

24V电压系统(低压保护) 24V Voltage System (Low-voltage protection)



产品概述

12.4mm超薄设计；
电涌防护模块支持热插拔，拔出后不断线；
电涌防护模块可单独检测，维护便捷；
适用于AI、AO、DI、DO、RS232等带公共参考电位的信号回路；
通过DIN35金属导轨接地。

Product overview

12.4mm ultra-thin design;
Surge protection modules are hot pluggable, no disconnection after unplugging;
Surge protective module can be individually detected, convenient to maintain;
Suitable for AI, AO, DI, DO, RS232 and other signal circuit with public reference potential;
Earthing through DIN35 metal rail.

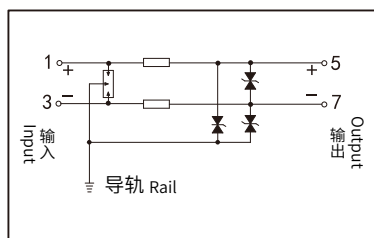
技术数据 Technical data

二线制 Two-wire

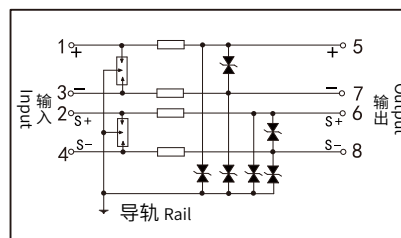
三、四线制 Three-/ Four-wire

额定工作电压Un Rated operating voltage Un	24V	24V
最大工作电压Uc Maximum operating voltage Uc	32V	32V
标称工作电流IL Nominal operating current IL	1A	1A
标称放电电流In(8/20μs) Nominal discharge current In (8 / 20μs)	10kA	10kA
最大放电电流Imax(8/20μs) The maximum discharge current (8 / 20μs)	20kA	20kA
雷电冲击电流Iimp(10/350μs) Lightning surge current Iimp (10 / 350μs)	2.5kA	2.5kA
总雷电冲击电流(10/350μs) Total lightning surge current (10 / 350μs)	5kA	10kA
保护电压Up(8/20μs) 线对线 / 线对地 Protection voltage Up (8 / 20μs) line-to-line / line to ground	60V/60V	60V/60V
保护电压Up(1kV/μs) 线对线 / 线对地 Protection voltage Up (1KV / μs) line to line / line to ground	40V/40V	40V/40V
带宽(-0.5dB) Bandwidth (-0.5dB)	10MHz	10MHz
响应时间 Response time	1ns	1ns
串联电阻(每线) Series resistance (per line)	1Ω	1Ω
漏电流 Leakage current	<1μA	<1μA
外壳防护等级(符合IEC 60529) Degrees of protection provided by enclosure (in line with IEC 60529)	IP 20	IP 20
外壳材料/阻燃等级(UL94) Housing material / Flame retardant grade (the UL94)	PC/V0	PC/V0
测试标准 Test standard	GB/T 18802.21 / IEC 61643-21	GB/T 18802.21 / IEC 61643-21
工作温度范围 Working temperature range	-40 °C ~ +80 °C	-40 °C ~ +80 °C

PHL-T24-G2

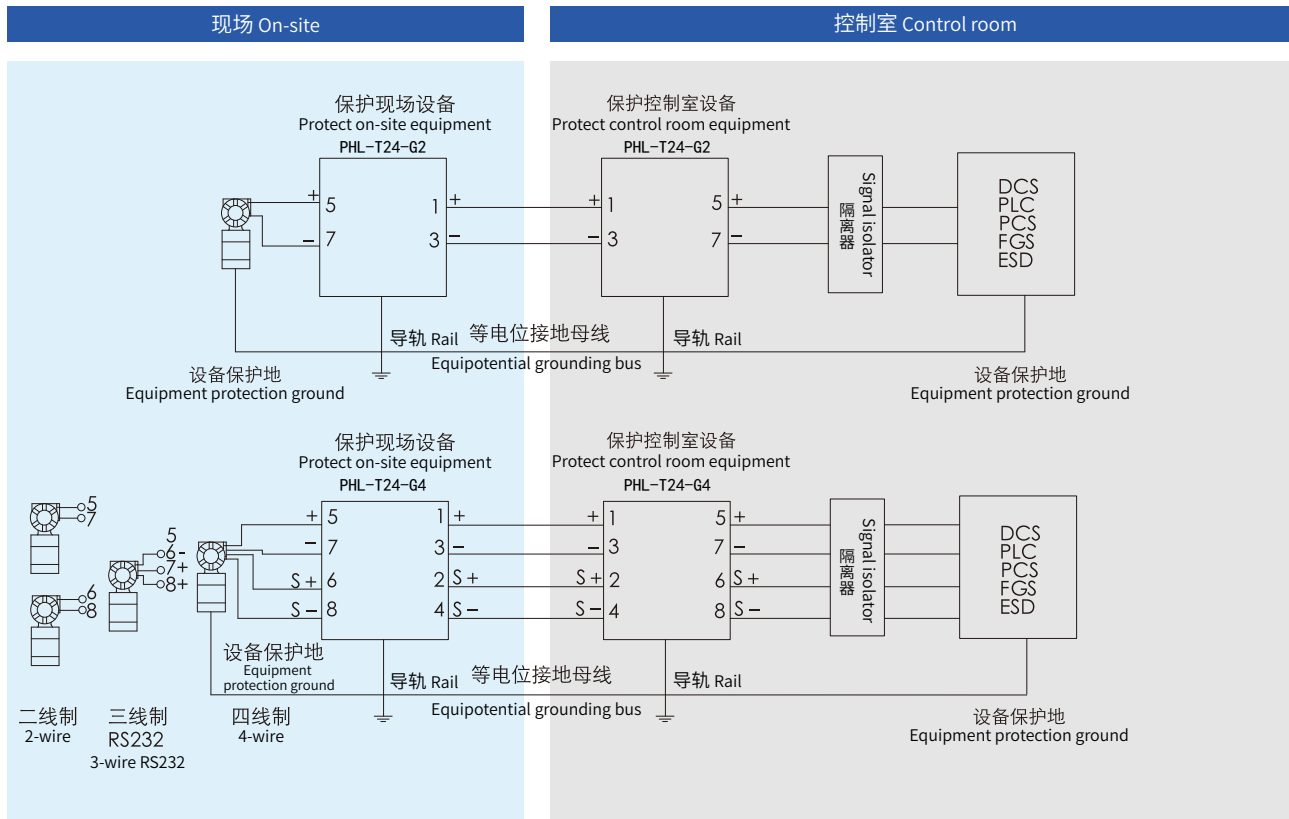


PHL-T24-G4



24V电压系统(低压保护) 24V Voltage System (Low-voltage protection)

接线方式 Schematic diagram



外形尺寸 Dimension drawings

